






Chinese New Year Home Learning – Year 1 (08.02.21)


	Monday	Tuesday	Wednesday	Thursday	Friday
English	Daily phonics lesson and hold a sentence uploaded to dojo . Simply watch and join in and comment on the post if you have had a go. Have a pen and paper ready to try and spellings and the sentence. This weeks focus is set 2 sounds recap - ay, air, igh, ou and ir.				
Guided reading	Reading of the text 'Dragons in the City' to celebrate Chinese New Year. Read the sentence and match to the picture.	Pick a scene from the story and can you think about how the characters might feel during this part of the story. What could they say?	-ed endings task. Can you find all of the past tense words with the -ed suffix? What is the root word?	Sequence/retell the story. What happens at the beginning, middle and end of the story?	Free reading time. Read some books from home/school. Enjoy sharing a book with your family/siblings.
Maths	To measure and compare length	To measure and compare height	To measure and compare weight	Problem solving and investigating with measures	TREAT MORNING! It is the last day of half term, enjoy yourself today!
Theme	<p>What is Chinese new year? Watch video Create a fact file about Chinese new year. Possible titles: Why is it celebrated? What do celebrations look like? What do people give as gifts? What symbols are there?</p> <p>Resource support for LA writers.</p> <p>What animal would your year be? Can you draw your animal?</p>	<p>Design, make and decorate a lucky red envelope.</p> <p>These are usually handed out to children during Chinese New Year .</p>  <p>What could you put inside?</p>	<p>Art: Can you paint some Chinese lettering? (See resource shared on dojo). Have a go at writing your name or drawing some numbers. Maybe one of school values like happiness. Follow the shapes and patterns carefully. This is great for our fine motor skills and line work in art.</p> 	<p>Dragons!</p> <p>Watch some videos of Chinese dragons. They are amazing!</p> <p>You could draw or make a Chinese dragon.</p> <p>Cut and stick a 2D shape dragon.</p> <p>Create a paper chain Chinese dragon.</p> <p>(See dojo for resources)</p>	<p>Create your own 'Year of the Ox' display poster.</p> <p>You could research and include:</p> <ul style="list-style-type: none"> Lucky colours Lucky numbers Lucky directions Birth years Why the Ox is important 

Spellings

This weeks spellings are

Chinese
new
Year
Dragon
Ox

Tuesday 9th February is safer internet day



Remember that it is always important to make sure that we are being safe online. Follow the PowerPoint on Tuesday to find out how Detective Digiduck learns to be safe online.

In addition to the home learning above, your child will also has access to Numbots and Purple Mash. It is also encouraged that you check your child's class dojo page as teachers will post regular communication and updates. It is expected that the daily amount of work completed by your child is 1/2 hours (Reception), 2/3 hours (KSI) and 3/4 hours for KS2 in addition to the usual regular reading.